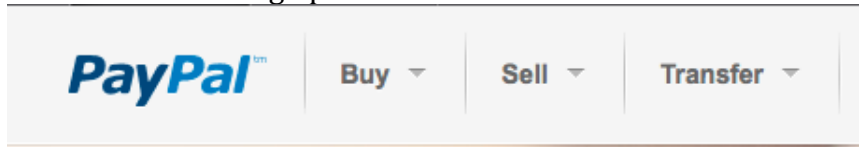
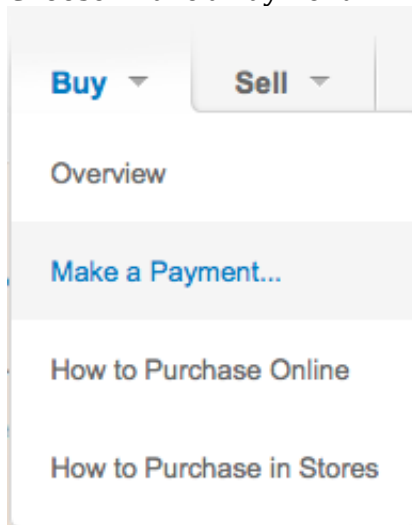


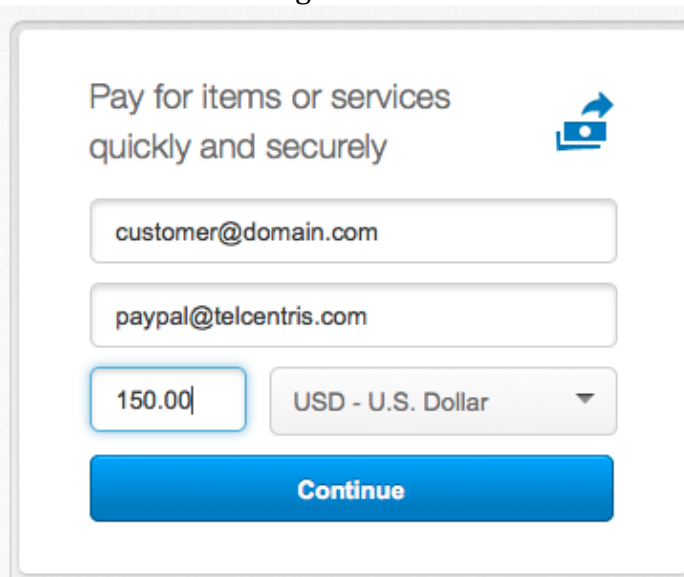
1. Go to www.paypal.com
2. Locate the following options :



3. Choose "Make a Payment"



4. Enter the following information:

A screenshot of the PayPal payment form. The text reads 'Pay for items or services quickly and securely' with a credit card icon. Below this are four input fields: the first contains 'customer@domain.com', the second contains 'paypal@telcentris.com', the third contains '150.00', and the fourth is a dropdown menu showing 'USD - U.S. Dollar'. A blue 'Continue' button is at the bottom.

- customer@domain.com = Your email address
- paypal@telcentris.com = Voxox's paypal address

5. Login to your "Paypal" Account to complete the transaction.
6. In the notes section, **REFERENCE YOUR COMPANY NAME!**